

Anti-glare Series

ET MODULE Polycrystalline

ET-P660250WWG	250W
ET-P660245WWG	245W
ET-P660240WWG	240W
ET-P660235WWG	235W
ET-P660230WWG	230W
ET-P660225WWG	225W

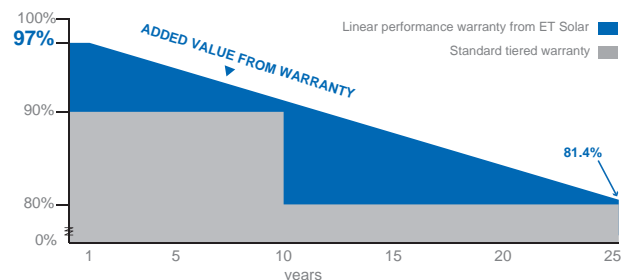


Features

- Matte Surface: Due to the special structure of AG glass surface, AG PV module significantly reduced the glare effect
- The Anti-glare module reduces the module luminance by 90-98%
- The Anti-glare module generates more electricity than conventional module with same nominal power
- The maximum intensity of AG module at specific angle is 6×10^4 cd/m² compared with 8×10^5 cd/m² of normal module
- Aesthetically appealing for residential and commercial systems with black module
- 0 to +5W positive tolerance for mainstream products
- Withstand high wind loads and snow loads
- Anti-glare highly transparent, low iron tempered glass

Benefits

- 25-year transferrable power output warranty warrants no more than 0.65% \times P_{max} lower than the previous year
- 10-year warranty on materials and workmanship
- Product liability insurance
- Local technical support
- Local warehousing
- 48 hour-response service



Towards Excellence

M/ET-CP-EN-EU2013V1

www.etsolar.com

ELECTRICAL SPECIFICATIONS

Model Type	ET-P660250WWG	ET-P660245WWG	ET-P660240WWG	ET-P660235WWG	ET-P660230WWG	ET-P660225WWG
Peak Power (Pmax)	250W	245W	240W	235W	230W	225W
Module Efficiency	15.37%	15.06%	14.75%	14.44%	14.14%	13.83%
Maximum Power Voltage (Vmp)	30.34V	30.14V	29.96V	29.83V	29.64V	29.58V
Maximum Power Current (Imp)	8.24A	8.13A	8.02A	7.88A	7.76A	7.61A
Open Circuit Voltage (Voc)	37.47V	37.27V	37.17V	37.08V	36.75V	36.68V
Short Circuit Current (Isc)	8.76A	8.73A	8.58A	8.50A	8.33A	8.25A
Power Tolerance	±3%	0 to +5W	0 to +5W	0 to +5W	0 to +5W	0 to +5W
Maximum System Voltage	DC 1000V					
Nominal Operating Cell Temperature	45.3±2°C					
Series Fuse Rating (A)	20A					
Number of Bypass Diode	3					

MECHANICAL SPECIFICATIONS

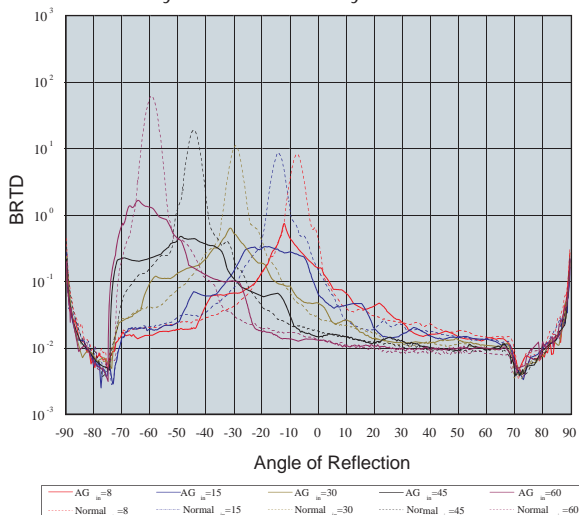
Cell type	156 mm x 156 mm
Number of cells	60 cells in series
Weight	19.32 kg (42.59 lbs)
Dimensions	1640×992×40 mm (64.57×39.06×1.57 inch)
Max Load	5400Pascals (112 lb/ft²)

TEMPERATURE COEFFICIENT

Temp. Coeff. of Isc (TK Isc)	0.04 %/°C
Temp. Coeff. of Voc (TK Voc)	-0.34 %/°C
Temp. Coeff. of Pmax (TK Pmax)	-0.44 %/°C

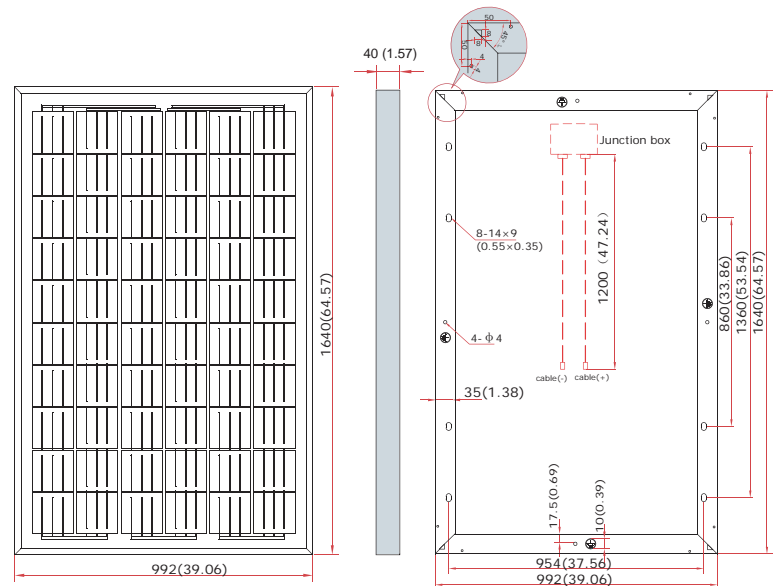
OPTICAL CHARACTERISTICS

Poly AG module VS. Poly normal module



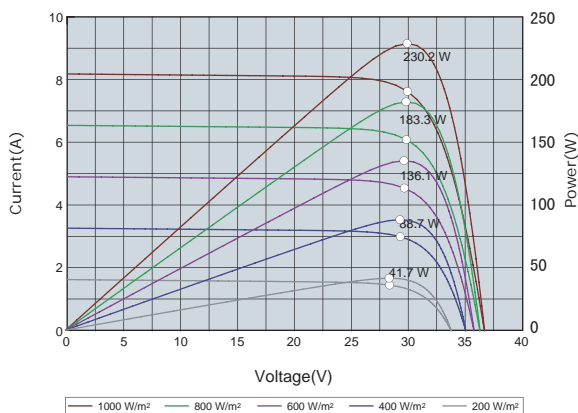
PHYSICAL CHARACTERISTICS

Unit:mm (inch)

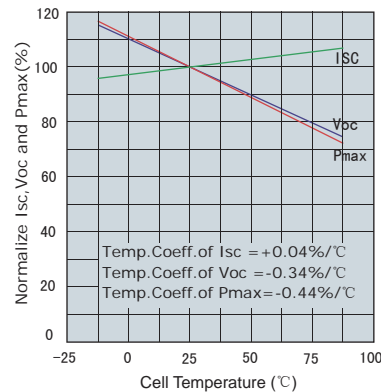


ELECTRICAL CHARACTERISTICS

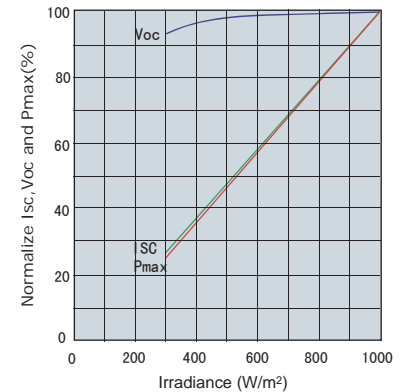
Electrical performance
(cell temperature: 25°C)



Temperature dependence of Isc,
Voc and Pmax



Irradiance dependence of Isc,
Voc and Pmax (cell temperature: 25°C)



Note: the specifications are obtained under the Standard Test Conditions (STCs): 1000 W/m² solar irradiance, 1.5 Air Mass, and cell temperature of 25°C. The NOCT is obtained under the Test Conditions : 800 W/m², 20°C ambient temperature, 1 m/s wind speed, AM 1.5 spectrum.

Please contact support@etsolar.com for technical support. The parameters are for reference only, and are subject to change without notice or obligation.