

ET BLACK MODULE

Polycrystalline

ET-P660250WB	250W
ET-P660245WB	245W
ET-P660240WB	240W
ET-P660235WB	235W
ET-P660230WB	230W
ET-P660225WB	225W



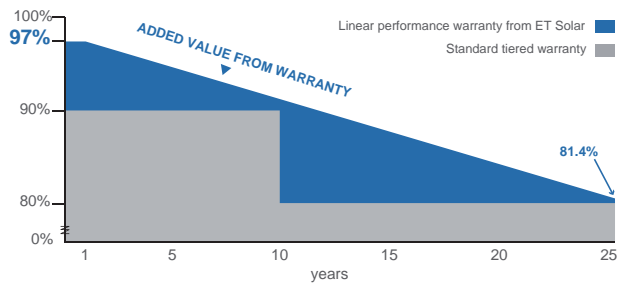
* The standard black polycrystalline modules are made with white backsheet and black frames. Upon request, they can be also made with black backsheet and black frames.

Features

- Low iron tempered safety glass, self-cleaning & anti-reflective layer with higher light absorption and minimal surface dust
- Anodized aluminum frame improving corrosion resistance
- Industry leading performance at low irradiation environment by Photon test
- 0 to +5W positive tolerance for mainstream products
- Withstand high wind loads and snow loads
- EL screening to eliminate product defects
- Cell encapsulation EVA Gel Content and Peel Strength Test
- Potential-Induced Degradation (PID) free for customizable solar module

Benefits

- 25-year transferrable power output warranty warrants no more than 0.65% \times P_{max} lower than the previous year
- 10-year warranty on materials and workmanship
- Product liability insurance
- Local technical support
- Local warehousing
- 48 hour-response service



IEC 61215 Ed.2
IEC 61730
IEC 61701



Towards Excellence

M/ET-CP-EN-EU2013V1

www.etsolar.com

ELECTRICAL SPECIFICATIONS



Model Type	ET-P660250WB	ET-P660245WB	ET-P660240WB	ET-P660235WB	ET-P660230WB	ET-P660225WB
Peak Power (Pmax)	250W	245W	240W	235W	230W	225W
Module Efficiency	15.37%	15.06%	14.75%	14.44%	14.14%	13.83%
Maximum Power Voltage (Vmp)	30.34V	30.14V	29.96V	29.83V	29.64V	29.58V
Maximum Power Current (Imp)	8.24A	8.13A	8.02A	7.88A	7.76A	7.61A
Open Circuit Voltage (Voc)	37.47V	37.27V	37.17V	37.08V	36.75V	36.68V
Short Circuit Current (Isc)	8.76A	8.73A	8.58A	8.50A	8.33A	8.25A
Power Tolerance	-1% to +3%	0 to +5W	0 to +5W	0 to +5W	0 to +5W	0 to +5W
Maximum System Voltage	DC 1000V					
Nominal Operating Cell Temperature	45.3±2°C					
Series Fuse Rating (A)	20A					
Number of Bypass Diode	3					

MECHANICAL SPECIFICATIONS

Cell type	156mm x 156mm
Number of cells	60 cells in series
Weight	18.8 kg (41.45 lbs)
Dimensions	1640×992×40 mm (64.57×39.06×1.57 inch)
Max Load	5400Pascals (112 lb/ft ²)

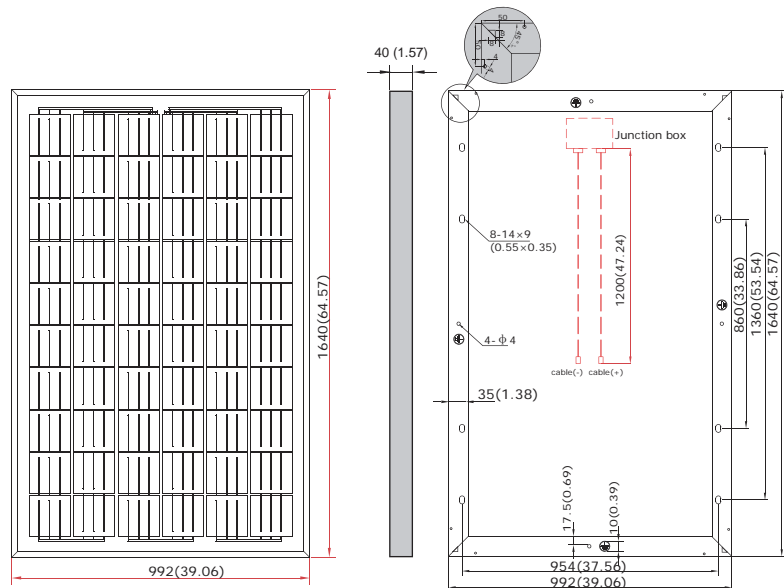
TEMPERATURE COEFFICIENT

Temp. Coeff. of Isc (TK Isc)	0.04 %/°C
Temp. Coeff. of Voc (TK Voc)	-0.34 %/°C
Temp. Coeff. of Pmax (TK Pmax)	-0.44 %/°C

BIG CARTON PACKING MANNER

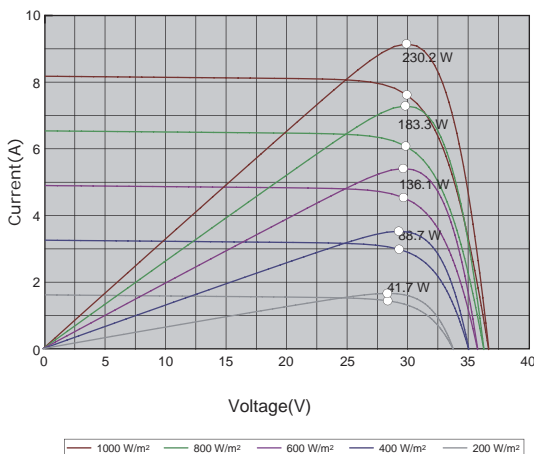
Container	20' GP	40' GP
Pieces per Pallet	26	26
Pieces per Container	312	728

PHYSICAL CHARACTERISTICS Unit:mm (inch)

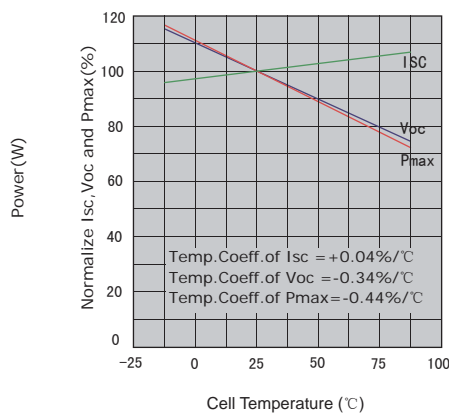


ELECTRICAL CHARACTERISTICS

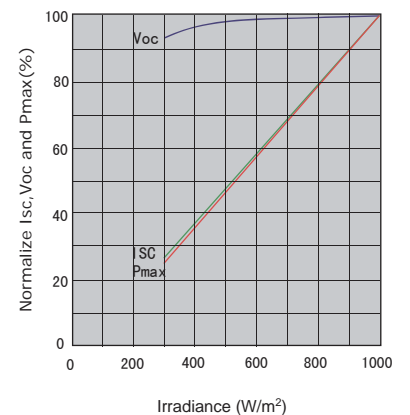
Electrical performance
(cell temperature: 25°C)



Temperature dependence of Isc,
Voc and Pmax



Irradiance dependence of Isc,
Voc and Pmax (cell temperature: 25°C)



Note: the specifications are obtained under the Standard Test Conditions (STCs): 1000 W/m² solar irradiance, 1.5 Air Mass, and cell temperature of 25°C. The NOCT is obtained under the Test Conditions : 800 W/m², 20°C ambient temperature, 1 m/s wind speed, AM 1.5 spectrum.

Please contact support@etsolar.com for technical support. The parameters are for reference only, and are subject to change without notice or obligation.